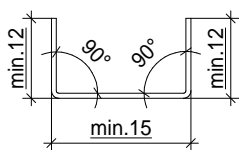
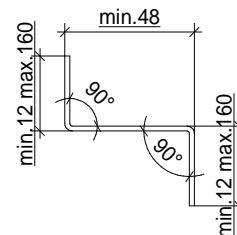
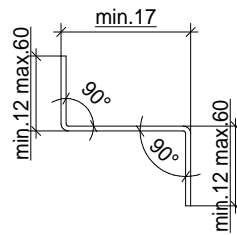
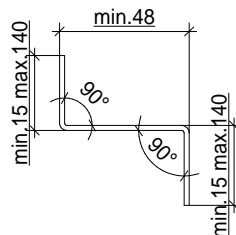
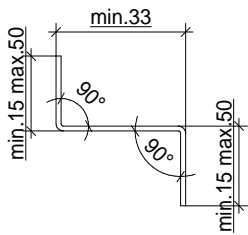
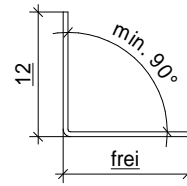
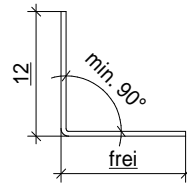
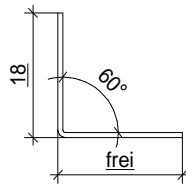
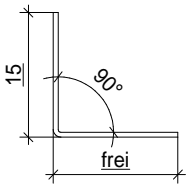


### 2 mm ALU Blechsorten:

ALU 2 mm= 1250mm x 2500mm  
Elox 2 mm= 1500mm x 4000mm

ALU 2 mm= 1500mm x 3000mm

ALU 2 mm= 1500mm x 4000mm



Viele verschiedene Abkantungen auf Anfrage